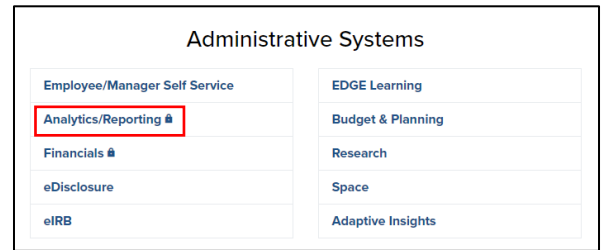


# Instructions for Accessing the Career Conversations Dashboard

Use this dashboard to see who in your unit had uploaded their Career Conversation documentation to UAccess.

## Step 1

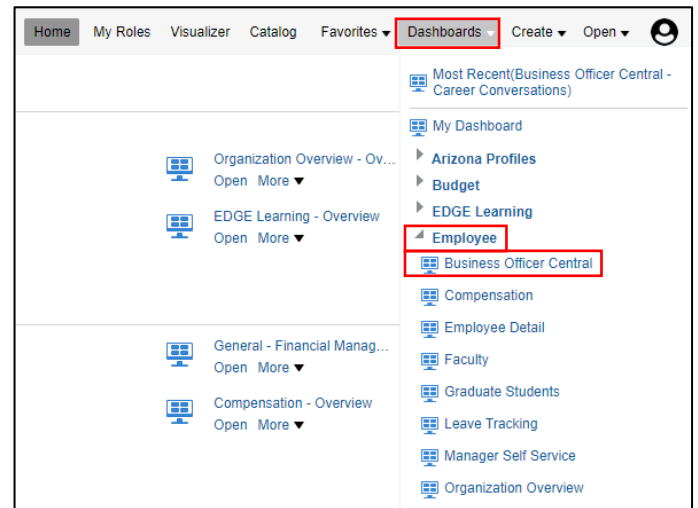
Log into UAccess and select Analytics/Reporting.



## Step 2

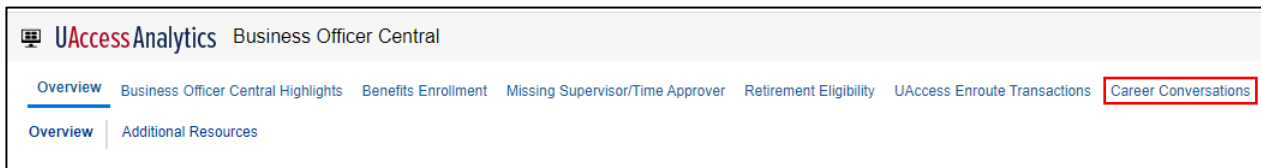
Navigate to the 'Dashboards' menu header in the upper, right-hand corner and expand the 'Employee' section'.

Select the 'Business Officer Central' dashboard.



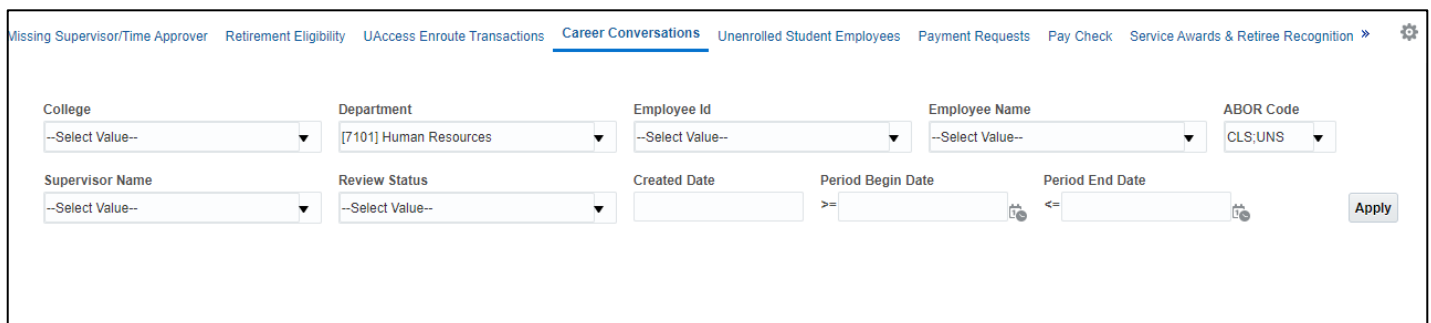
## Step 3

Navigate to and select the 'Career Conversations' tab at the top. Please note, you are required to have **HR\_BI\_MED provisioning or higher** to access this report.



## Step 4

You will be presented with a set of filters to help you identify who in your College/Unit has completed their Career Conversation. You will only be able to see completion rates for the units you are provisioned to access.



## Need Help?

Find information on requesting provisioning or getting trained in Analytics here: <https://uair.arizona.edu/content/uaccess-analytics>.

Book office hours with UAIR or email them for help here: <https://uair.arizona.edu/content/contact>